

by phone 02331 6245-444 · by fax 02331 6245-200 · by e-mail [technik@eurotec.team](mailto:technik@eurotec.team)

Please contact our technical department or use the free calculation services in the service section of our website: <https://www.eurotec.team/en/service>

Contact

Trader:	_____	Contractor:	_____
Contact person:	_____	Contact person:	_____
e-mail:	_____	Phone:	_____
Project:	_____	e-mail:	_____

Project details

Utilisation

(to determine the loading capacity)

- |   |  |                                 |
|---|--|---------------------------------|
| <input type="checkbox"/> private<br>(close to ground level)                         | <input type="checkbox"/> private<br>(Roof terraces, balconies, loggias)  | <input type="checkbox"/> public |
| <input type="checkbox"/> Corner support system<br>(mounted on adjustable pedestals) | <input type="checkbox"/> Stone-System<br>(mounted on aluminium profiles) |                                 |

Length Side A: \_\_\_\_\_ m  
(in stress direction of substructure = SS)

Length Side B: \_\_\_\_\_ m

Centre distance e: \_\_\_\_\_ m  
(SS spacing)

Total assembly height from \_\_\_\_\_ to \_\_\_\_\_ mm  
(Top edge of ground/finished floor/roof ↔ Top edge of board)




Nivello 2.0 required:  Yes  No  
(to compensate a sloped subsurface)

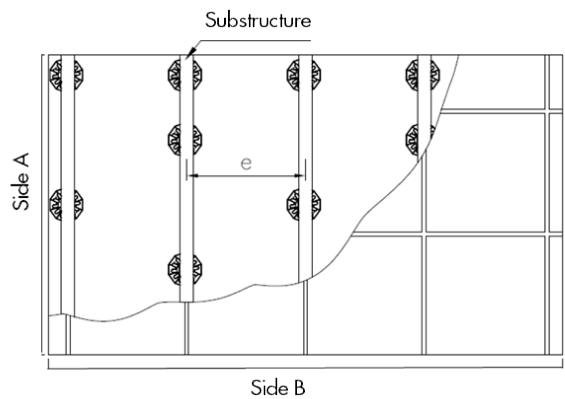
Flooring dimensions\*: \_\_\_\_\_ mm  
(dimension A x dimension B x slab thickness)

\* Refer to manufacturer's information on mounting stone slabs! Using our system does not exempt planners/installers from the need to inform themselves of the manufacturer's specifications for other products (installed in conjunction with our system).

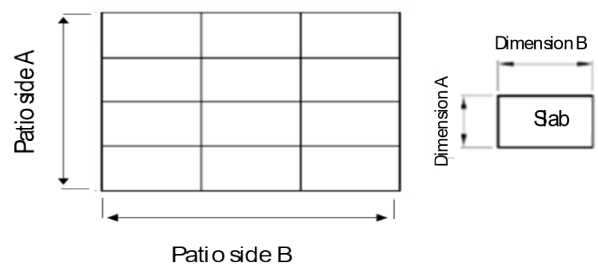
Deck edging end profile:  Yes  No

Substructure with aluminium profile

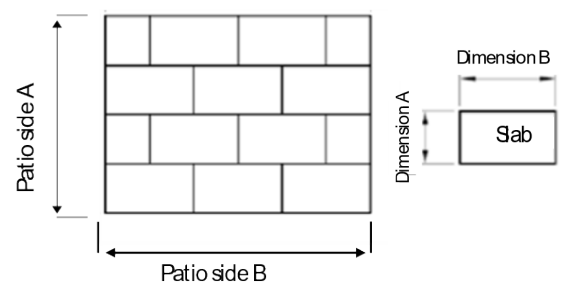
- |   |  |   |   |
|---|--|---|---|
|  | <input type="checkbox"/> System profile EVO<br>60 x 40 x 4000 mm<br>W x H x L      |  | <input type="checkbox"/> Support profile HKP<br>60 x 100 x 4000 mm<br>W x H x L |
|  | <input type="checkbox"/> System profile EVO Slim<br>60 x 20 x 4000 mm<br>W x H x L |   |   |




Cross bond



Stretcher bond



Sketch incl. dimensions:

A large, empty grid of small squares, intended for drawing a sketch of a stone patio with dimensions.